
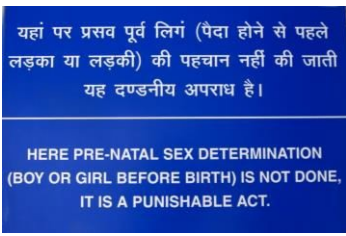






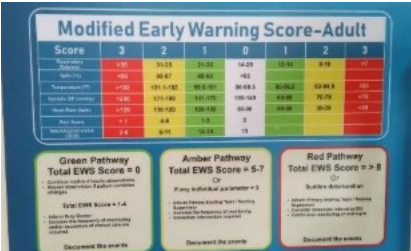





Hospital Signage Checklist

Sr. No.	Requirements	Signage Reference	Yes	No
1	Radiation Hazard			
2	Declaration under PC PNDT Act			
3	Bio Hazard - including bio medical waste authorized signages			
4	Fire Exit Signage			
5	Patient Rights & Responsibility			

6	Scope of Services	 <p>SCOPE OF SERVICES उपलब्ध सेवाएँ</p> <ul style="list-style-type: none"> 24x7 Emergency OPD / IPD Services Obstetrics & Gynecology Internal Medicine Pediatrics Radiology Ophthalmology Anaesthesia General Surgery E.N.T. Orthopaedics Joint-Replacement Surgery Urology Physiotherapy Gastrology Neurology Burn Medicine and Cardiology Nephrology Dental <p>DIAGNOSTIC SERVICES निदान हेतु सेवाएँ</p> <ul style="list-style-type: none"> E.C.G. X-Ray Ultrasound 2D Echo Laboratory Services Audiometry 																																																																	
7	Department Direction	 <p> Neurosurgery General & Laparoscopic Surgery Plastic Surgery Neurology Urology Pulmonology Ophthalmology ENT, Head & Neck Surgery Audiology Sample Collection </p>																																																																	
		 <p> IP BILLING (आयुर्जि विनिर्) </p>																																																																	
8	Early Warning Signs	 <p>Modified Early Warning Score-Adult</p> <table border="1"> <thead> <tr> <th>Score</th> <th>3</th> <th>2</th> <th>1</th> <th>0</th> <th>1</th> <th>2</th> <th>3</th> </tr> </thead> <tbody> <tr> <td>Respiratory</td> <td>1-95</td> <td>11-23</td> <td>21-33</td> <td>14-28</td> <td>18-36</td> <td>3-18</td> <td><= 3</td> </tr> <tr> <td>SaO₂ (%)</td> <td><= 92</td> <td>92-97</td> <td>98-99</td> <td>92</td> <td>>= 94</td> <td>>= 94</td> <td>>= 94</td> </tr> <tr> <td>Temperature</td> <td><= 35.5</td> <td>36.1-38</td> <td>38.1-39</td> <td>36.5-38</td> <td>>= 38.5</td> <td>>= 39</td> <td>>= 39</td> </tr> <tr> <td>Heart Rate (b/min)</td> <td><= 60</td> <td>61-100</td> <td>101-150</td> <td>100-140</td> <td>>= 140</td> <td>>= 150</td> <td>>= 150</td> </tr> <tr> <td>Mean Arterial Blood Pressure (mmHg)</td> <td><= 70</td> <td>71-90</td> <td>91-100</td> <td>90-100</td> <td>>= 100</td> <td>>= 100</td> <td>>= 100</td> </tr> <tr> <td>Urea Score</td> <td><= 1</td> <td>2</td> <td>3</td> <td>4</td> <td>5</td> <td>6</td> <td>7</td> </tr> <tr> <td>Respiratory QSO₂</td> <td><= 0.9</td> <td>0.91</td> <td>0.92</td> <td>0.9</td> <td>>= 0.9</td> <td>>= 0.9</td> <td>>= 0.9</td> </tr> </tbody> </table> <p> Green Pathway Total EWS Score = 0 Continue with the current management plan. Reassess patient performance regularly. Total EWS Score = 1-4 Alert the physician. Document the events. </p> <p> Amber Pathway Total EWS Score = 5-7 Or If any individual parameter = 3 Alert the physician and notify the hospital. Document the events. Document the events. </p> <p> Red Pathway Total EWS Score = > 8 Or If any individual parameter = 4 Alert the physician and notify the hospital. Document the events. Document the events. </p>	Score	3	2	1	0	1	2	3	Respiratory	1-95	11-23	21-33	14-28	18-36	3-18	<= 3	SaO ₂ (%)	<= 92	92-97	98-99	92	>= 94	>= 94	>= 94	Temperature	<= 35.5	36.1-38	38.1-39	36.5-38	>= 38.5	>= 39	>= 39	Heart Rate (b/min)	<= 60	61-100	101-150	100-140	>= 140	>= 150	>= 150	Mean Arterial Blood Pressure (mmHg)	<= 70	71-90	91-100	90-100	>= 100	>= 100	>= 100	Urea Score	<= 1	2	3	4	5	6	7	Respiratory QSO ₂	<= 0.9	0.91	0.92	0.9	>= 0.9	>= 0.9	>= 0.9	
Score	3	2	1	0	1	2	3																																																												
Respiratory	1-95	11-23	21-33	14-28	18-36	3-18	<= 3																																																												
SaO ₂ (%)	<= 92	92-97	98-99	92	>= 94	>= 94	>= 94																																																												
Temperature	<= 35.5	36.1-38	38.1-39	36.5-38	>= 38.5	>= 39	>= 39																																																												
Heart Rate (b/min)	<= 60	61-100	101-150	100-140	>= 140	>= 150	>= 150																																																												
Mean Arterial Blood Pressure (mmHg)	<= 70	71-90	91-100	90-100	>= 100	>= 100	>= 100																																																												
Urea Score	<= 1	2	3	4	5	6	7																																																												
Respiratory QSO ₂	<= 0.9	0.91	0.92	0.9	>= 0.9	>= 0.9	>= 0.9																																																												

9	MRI Warning Signage			
10	Hazmat			
				

Note: The images displayed are in accordance with the requirements of the relevant statutory and regulatory authorities and are subject to change.

Disclaimer

The content of the E-mitra is intended to serve as a sample and guide for better understanding the NABH Entry Level Standards. It is not prescribed by NABH as the exclusive or only way to meet the standards. Healthcare organizations are encouraged to adapt and modify the materials according to their own scope of services and operational needs. NABH is not liable for any misinterpretations or errors resulting from the unmodified use of this material, or for any non-

compliance during assessments that may arise because of such actions.